





COVID-19 MASK GUIDANCE

Our focus remains on protecting our patients, providers, visitors, employees and preserving the appropriate mask availability for the duration of the pandemic as we care for an increasing number of COVID-19-positive patients

Type of Mask	Description	When to Use
N95 Mask 	<ul style="list-style-type: none"> Sub-micron Particulates Filtration Efficient (PFE) at 0.1 micron = 99.9% 	<ul style="list-style-type: none"> Appropriate for performing aerosol-generating or high-risk procedures in patients with known or suspected COVID-19 For use in “warm” units
Isolation / Procedure Mask 	<ul style="list-style-type: none"> Sub-micron Particulates Filtration Efficient (PFE) at 0.1 micron \geq95% Bacterial Filtration Efficient (BFE) at 0.1 micron \geq95% 	<ul style="list-style-type: none"> Appropriate for direct clinical care For droplet precautions
Cover Your Cough Mask 	<ul style="list-style-type: none"> Not filtration efficiency rated 	<ul style="list-style-type: none"> Appropriate for when not performing or involved in any of the tasks in the areas identified above Use over hospital-issued N95 mask for protection from soiling
Personal Masks 	<ul style="list-style-type: none"> Must be covered with hospital-issued mask provided upon entrance to the hospital 	<ul style="list-style-type: none"> Appropriate for when not performing or involved in any of the tasks in the areas identified above A hospital-issued mask must be worn based on mask guidance above

If you have questions regarding the above information, please contact your manager.